

The Official

Spuddy Buddy **Coloring Book**



www.idahopotato.com

Draw your own Spuddy Buddy!

Practice drawing your Spuddy Buddy on this side.




1

Draw a ROUND Idaho Potato shape.




2

Then draw Spuddy Buddy's SMILEY FACE.




3

Draw his 'FAMOUS POTATOES' SWEATER.



4

Then draw his ARMS and HANDS.



5

Add his LEGS and FEET and you've drawn your first Spuddy Buddy!

How to color Spuddy Buddy.

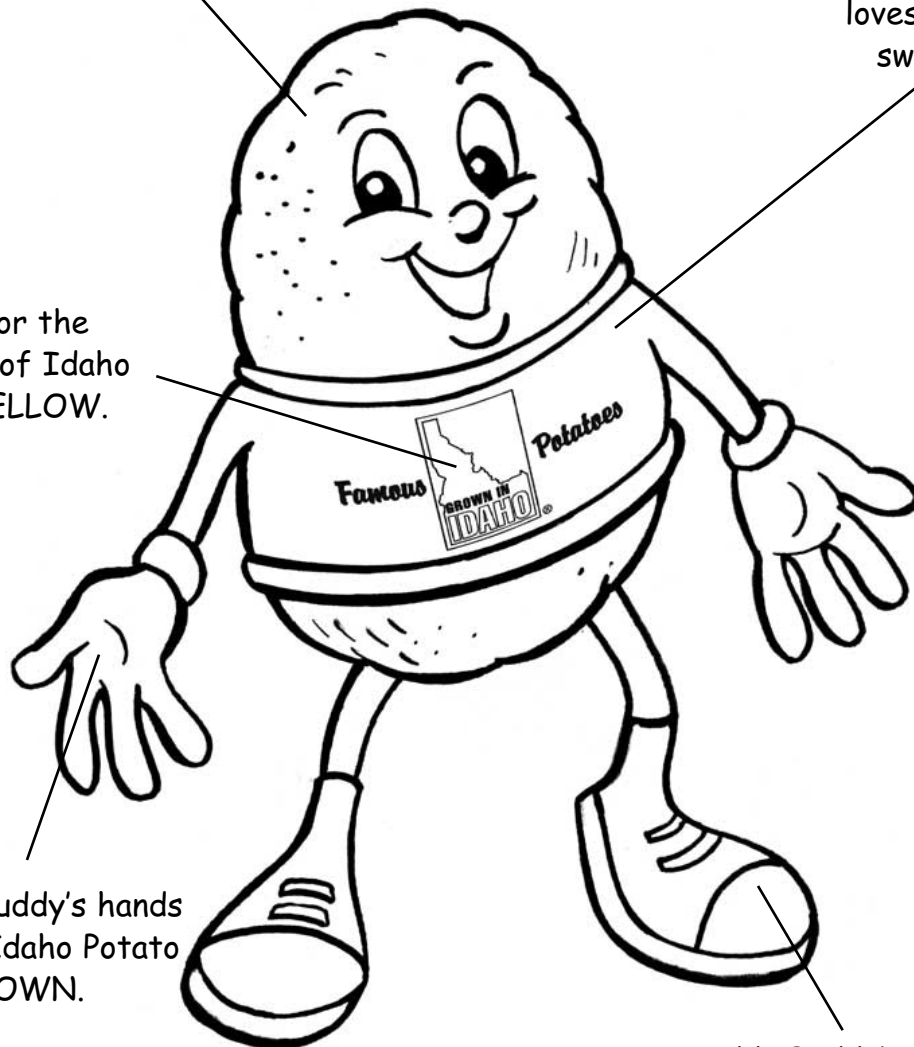
Spuddy Buddy's body is Idaho Potato BROWN.

Spuddy Buddy loves his RED sweater.

Color the state of Idaho in YELLOW.

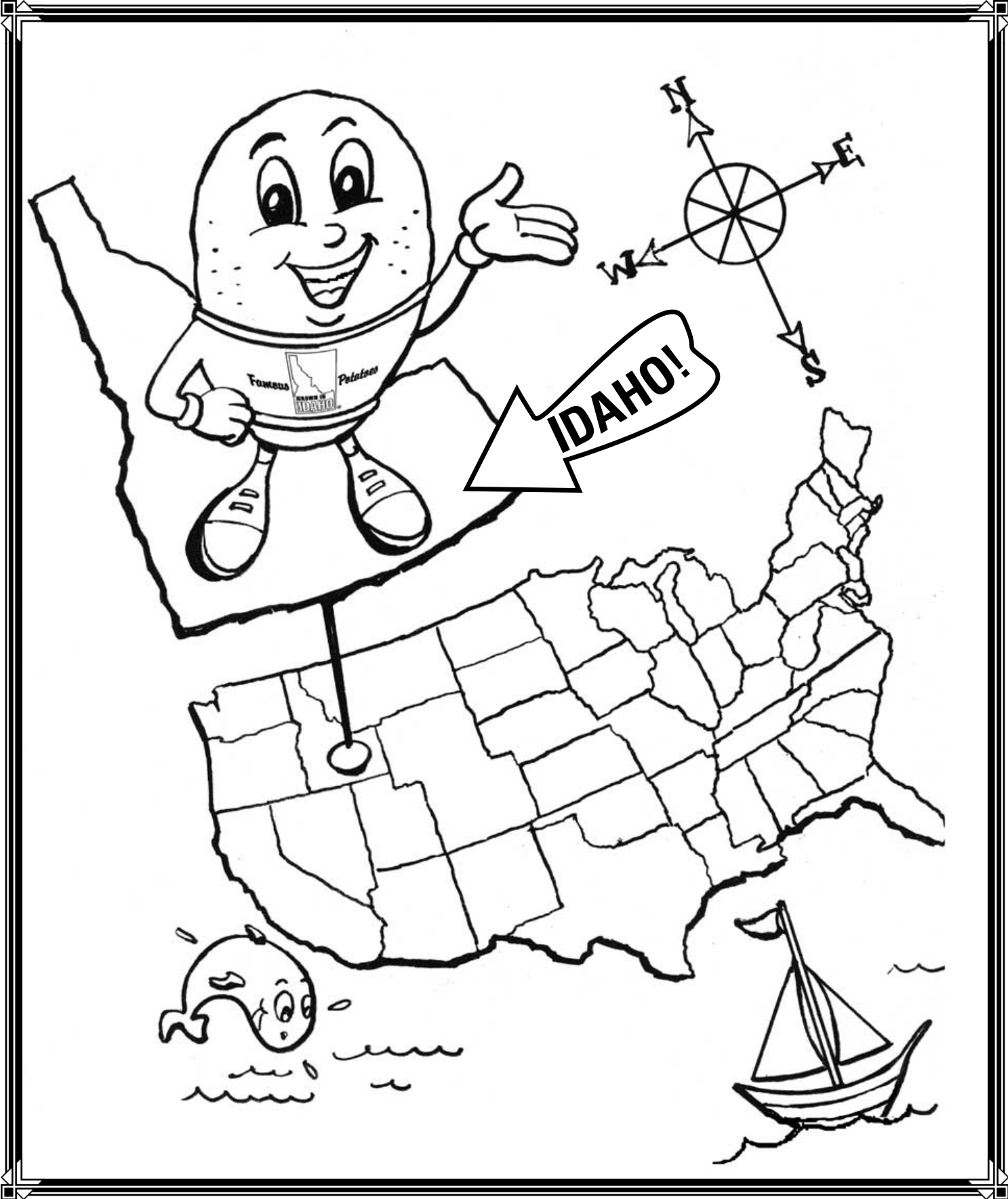
Spuddy Buddy's hands are also Idaho Potato BROWN.

Spuddy Buddy's favorite sneakers are BLACK with WHITE tips.




If you get stuck, look at Spuddy Buddy on the front of your coloring book.


Where do the best potatoes come from?




Spuddy Buddy plants a seed potato.




The potato plants grow big and strong in Idaho's rich soil.




Spuddy Buddy harvests the crop.



Spuddy Buddy carefully inspects
all the potatoes...




...and sends them off to the market.




Some of the potatoes are frozen. Some go into boxes.
And some are left just the way they are.




How does mom know she's getting
REAL Idaho Potatoes?




Idaho Potatoes always taste GREAT!





Join the Spuddy Buddy fan club!





www.idahopotato.com











Famous



Potatoes

